

Prepare your computer for digital exam in WISEflow

Note that you should use Eduroam as wifi and not HB-Guest! You have to create a special password for Eduroam at selfservice.hb.se. Do this before the exam day!

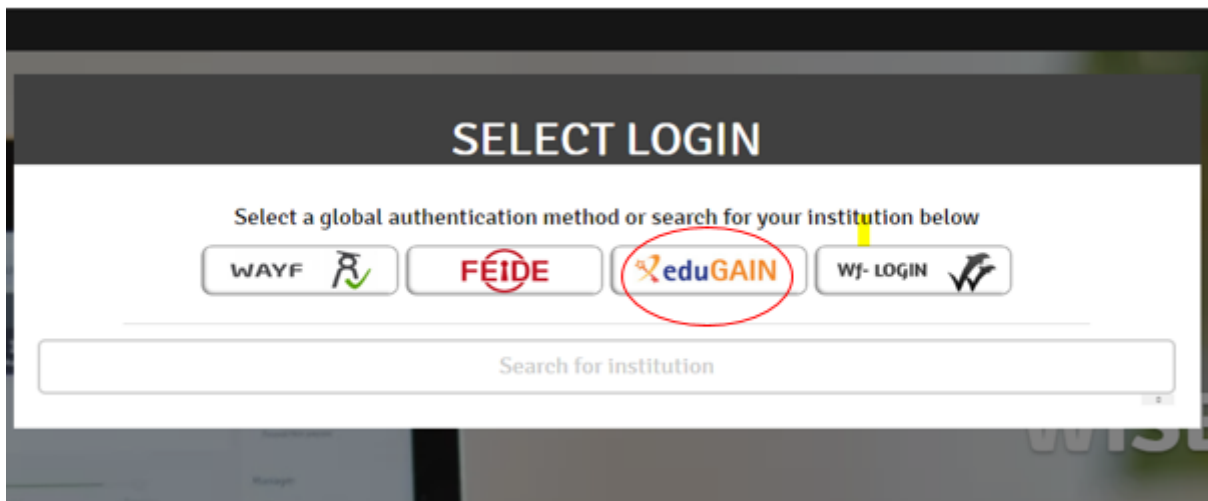
Also note that you cannot use Mac with an earlier version than 10.15.1 or Chromebook!

Innehåll

1. Log in	1
2. Download and install FlowLock	3
3. Test your browser	4


1. Log in

- Open a browser (Chrome, Explorer, Firefox or Safari)
- Put in the following adress: europe.wiseflow.net
- Click on Log in and choose "eduGAIN"




2020-09-18

Choose "University of Borås" (use search)

WAYF  Dansk

To access **WISEflow** please choose your login provider

 UNIwise

[University of Borås](#)

Always use the login provider that I choose now. At [my.wayf.dk](#) I can reset this preselection anytime if at a later time use a different login provider.

Search here

Showing 100 of 2825:

- [Bishop's University](#)
- [DIFFER](#)
- [Summa College](#)
- [ROC Albeda College](#)
- [AMOLF](#)
- [ArtEZ University of the Arts](#)

Log in with your UB Student-ID

Login to WISEflow

The purpose is to facilitate digital management of written exams.

Username

Password

Don't Remember Login

Contact information

E-mail campusservice@hb.se
Phone 033-435 4690

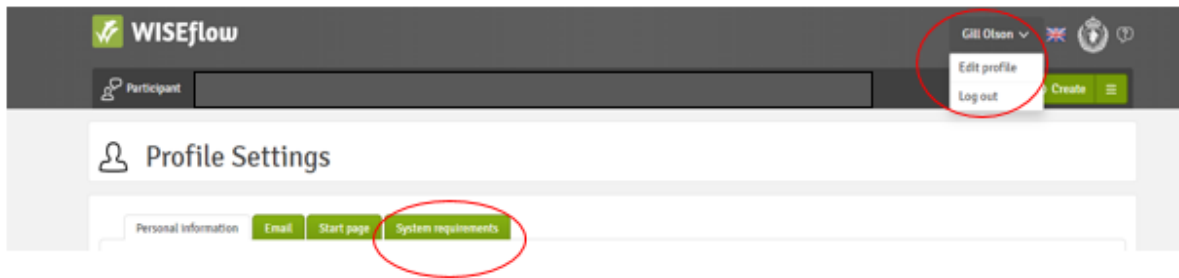
Information and News

Employee
Student

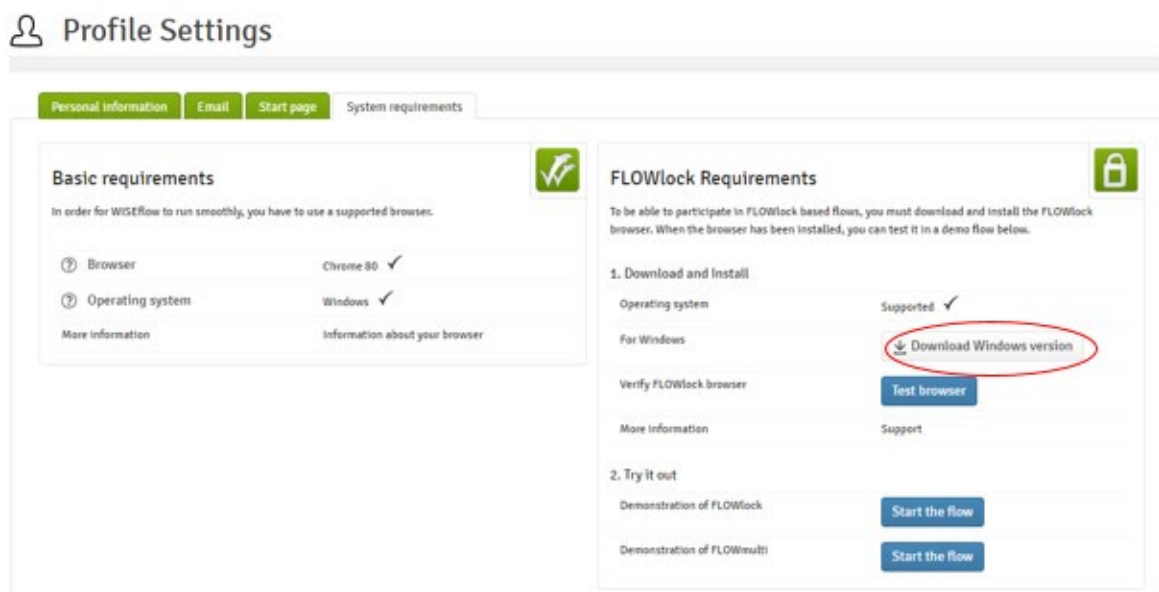
2020-09-18

2. Download and install FlowLock

Click on your name on the upper right and click on "Edit profile"



Click on "System requirements".

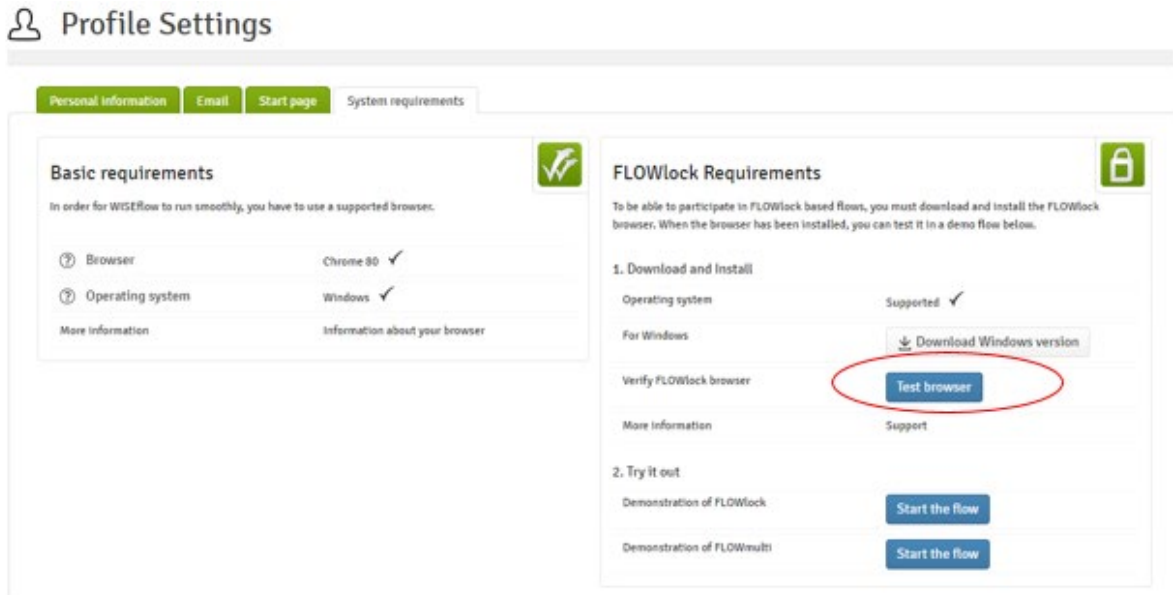


Check on the left so that your computer meets the standards for "basic requirements"

Click on "Download Windows version".

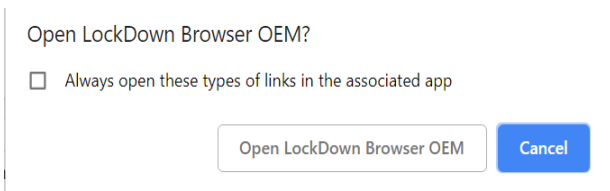
3. Test your browser

When you have installed FlowLock click on "Test browser".

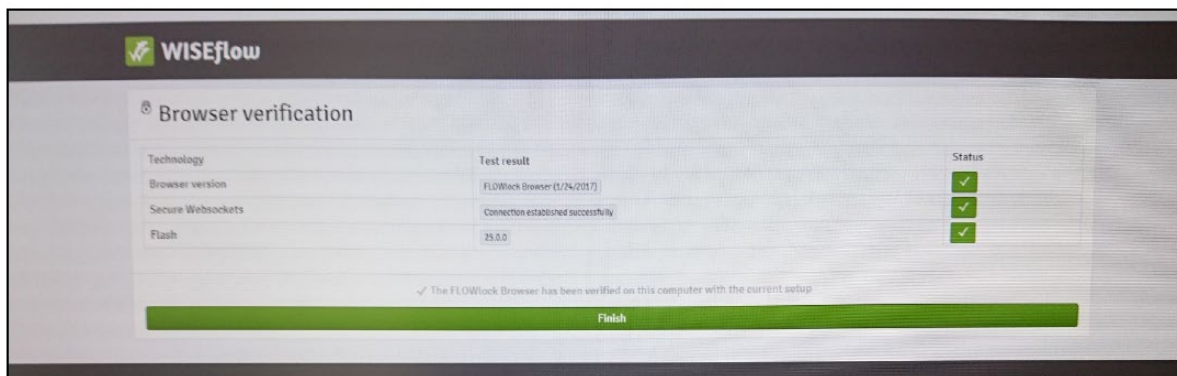


If you see a pop-up window, click on "LockDown Browser OEM" and then on Open link.

This is an example on how the pop-up window might look. Note that the pop-up window might look a bit different due to what kind of computer or browser you use.



If you get all the green checks (could be 2 or 3) then your computer is all set to go. Press "Finish"



2020-09-18

If your browser get a red check:

- Please check so that you use Chrome, Explorer, Firefox or Safari as browser
- Uninstall and then re-install FlowLock
- If it still doesn't work, send an email to: digitenta@hb.se